

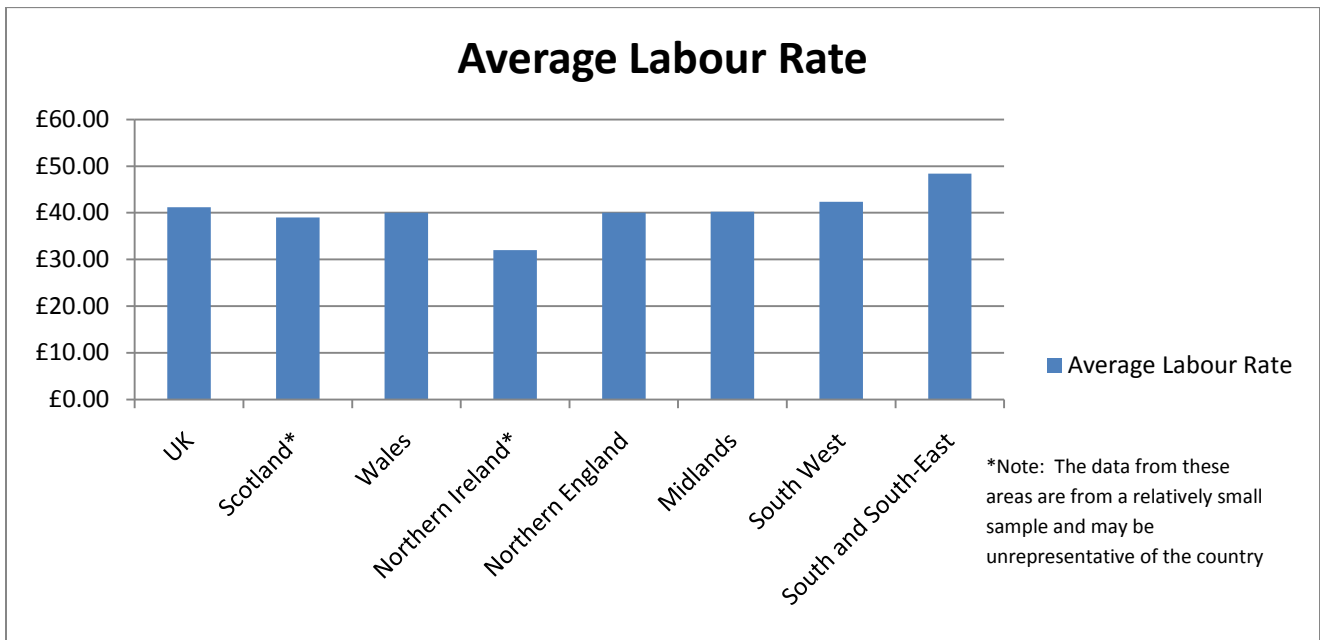
Independent Garage Association

Average Labour Rate Study

INTRODUCTION

This is the first in a series of reports compiled by the Independent Garage Association from a survey of 2000+ Independent garages. Focusing on hourly labour rates, it concludes that the Independent garage sector continues to provide outstanding value for money for consumers across the country. Throughout the UK, the average labour cost is slightly over £40 for Independent garages, the lowest being £32 in Northern Ireland and the highest being £48 in the south and south-east.





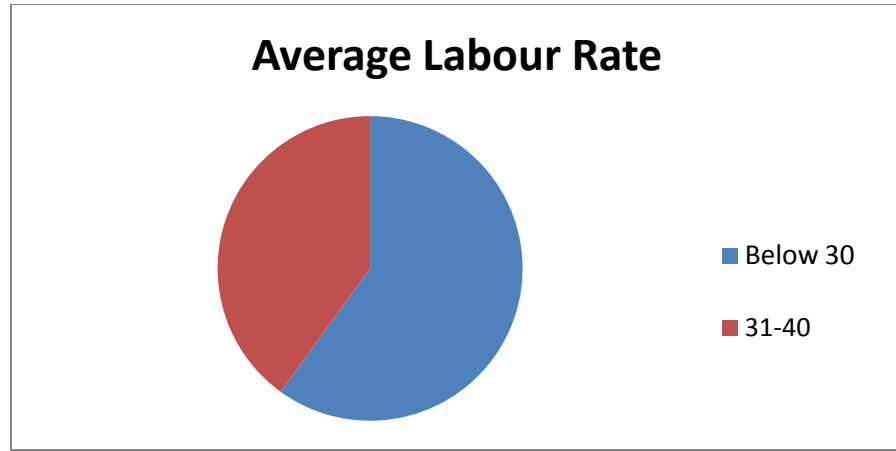
METHOD

The garage owners in our sample were interviewed via telephone and asked to grade their average labour rate into bands. A nominal mid-point figure was then assigned to each band in order to calculate averages. The bands and nominal figures used are as follows:

Band (£)	Nominal Figure
Below 30	30
31-40	35
41-50	45
51-60	55
61-70	65
71-80	75
81-90	85
91-100	95
Above 100	100

Using the nominal mid-point figures, the areas with the highest average are London and Surrey at £57 per hour with the lowest being Northern Ireland at £32 per hour.

Northern Ireland

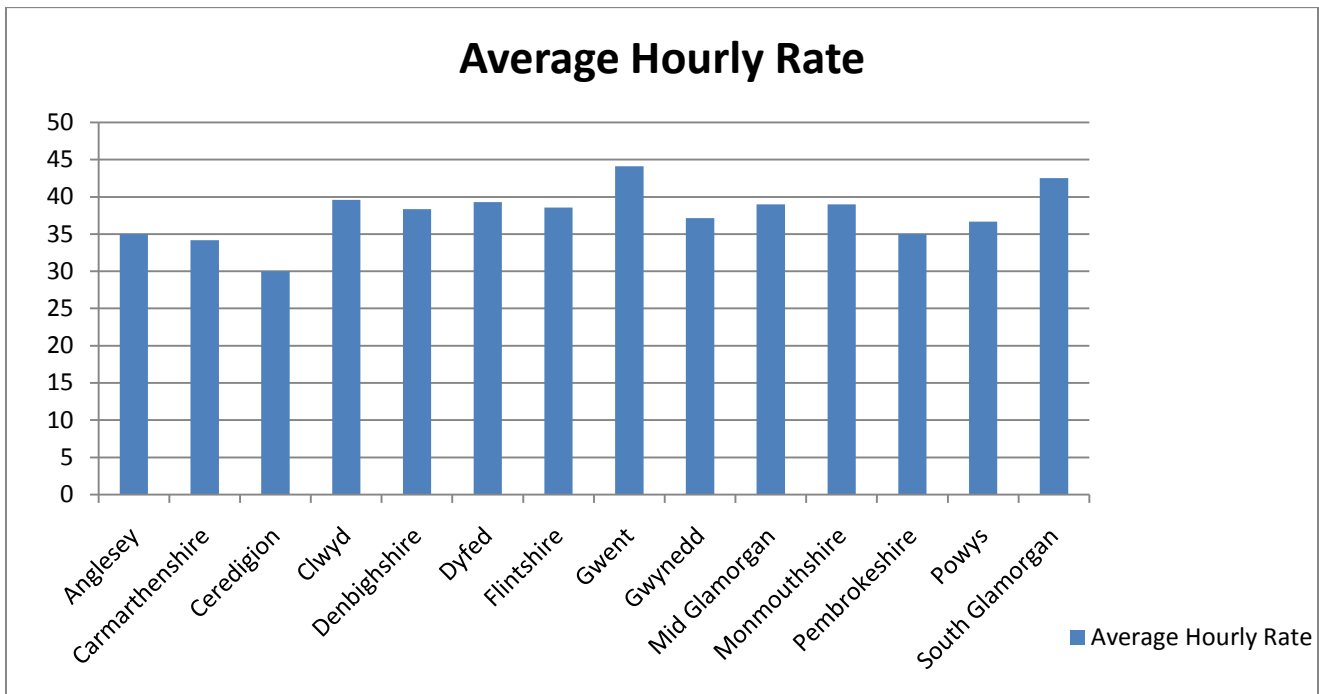


Five garages were interviewed in the province. Two are in the 31-40 range and three in the below 30 range. This gives an average of £32 across the area.

Wales

A total of 99 garages were interviewed in 14 counties resulting in a national average of £40.00. If we break the figures down, it shows that the the average rate per county ranges from a low of £30 in Ceredigion to a high of £44 in Gwent, but Ceredigion has the joint lowest sample rates of 1 garage. The three counties with the highest number of garages interviewed are South Glamorgan(16), Powys (12) and Clwyd (12) and their respective average hourly rates are £43, £37 and £40.

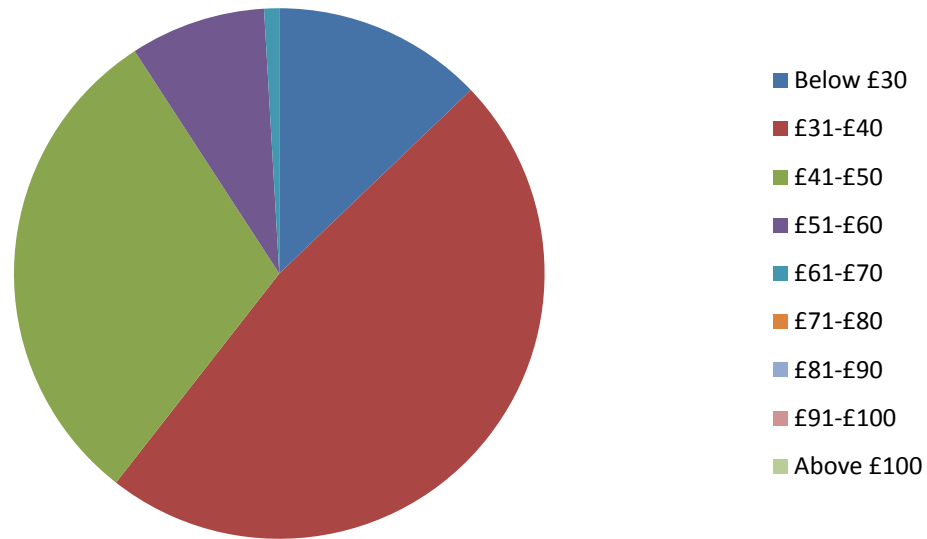
COUNTY	NUMBER OF GARAGES	AVERAGE HOURLY RATE
Anglesey	1	35
Carmarthenshire	6	34
Ceredigion	1	30
Clwyd	12	40
Denbighshire	3	38
Dyfed	7	39
Flintshire	7	39
Gwent	11	44
Gwynedd	7	37
Mid Glamorgan	10	39
Monmouthshire	5	39
Pembrokeshire	1	35
Powys	12	37
South Glamorgan	16	43



When looking at the bands the garages were grouped in, the highest number were in the £31-£40 range and no garages in any of the bands above £71.

BAND (£)	NUMBER OF GARAGES
Below 30	14
31-40	52
41-50	33
51-60	9
61-70	1
71-80	0
81-90	0
91-100	0
Above 100	0

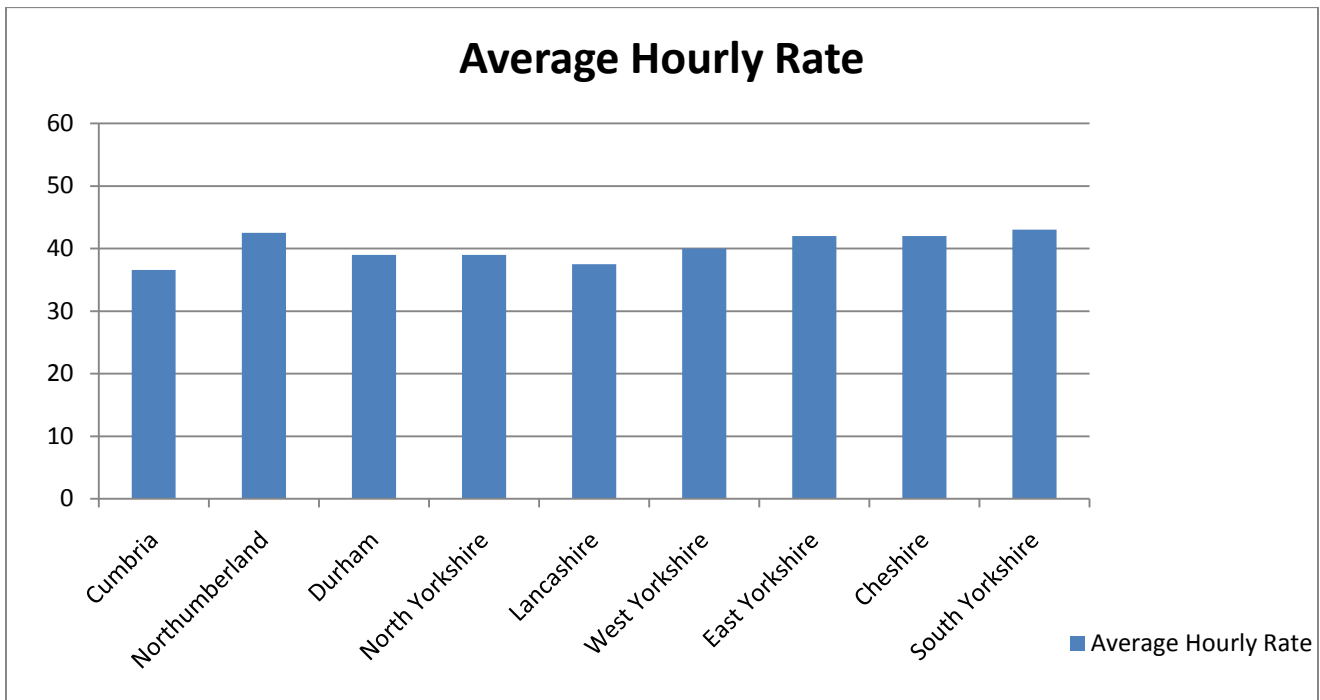
GARAGES PER PRICE BAND WALES



Northern England

The area was split up into 9 counties with a sample of 369 garages. Northumberland came out as the highest with an average of £43 per hour. The three highest sampled areas were Lancashire, Cheshire and North Yorkshire at 70, 66 and 66 garages respectively where the average rates are calculated to be £38, £42 and £39 respectively.

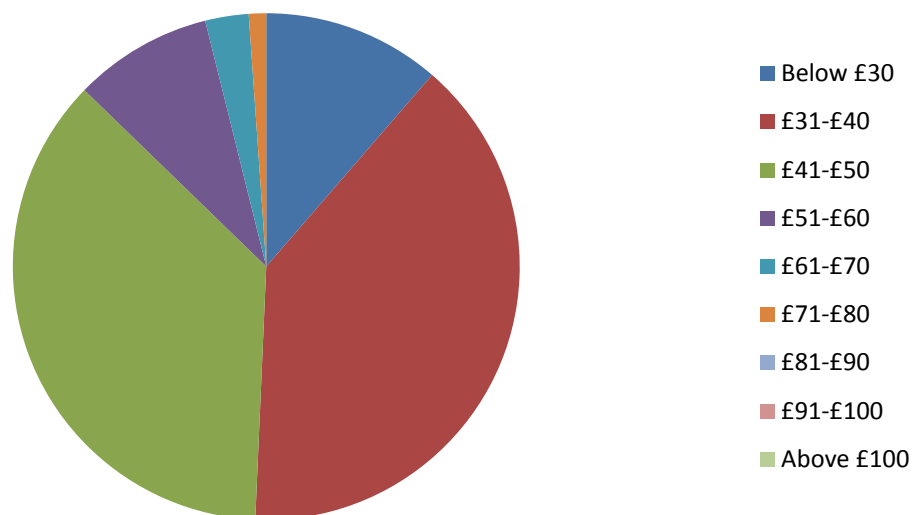
COUNTY	NUMBER OF GARAGES	AVERAGE HOURLY RATE
Cumbria	22	37
Northumberland	19	43
Durham	23	39
North Yorkshire	66	39
Lancashire	70	38
West Yorkshire	59	40
East Yorkshire	14	42
Cheshire	66	42
South Yorkshire	30	43



The majority of garages are in the 31-40 range with 41-50 coming closely behind. In this area there are no garages above £81

BAND (£)	NUMBER OF GARAGES
Below 30	41
31-40	142
41-50	132
51-60	32
61-70	10
71-80	4
81-90	0
91-100	0
Above 100	0

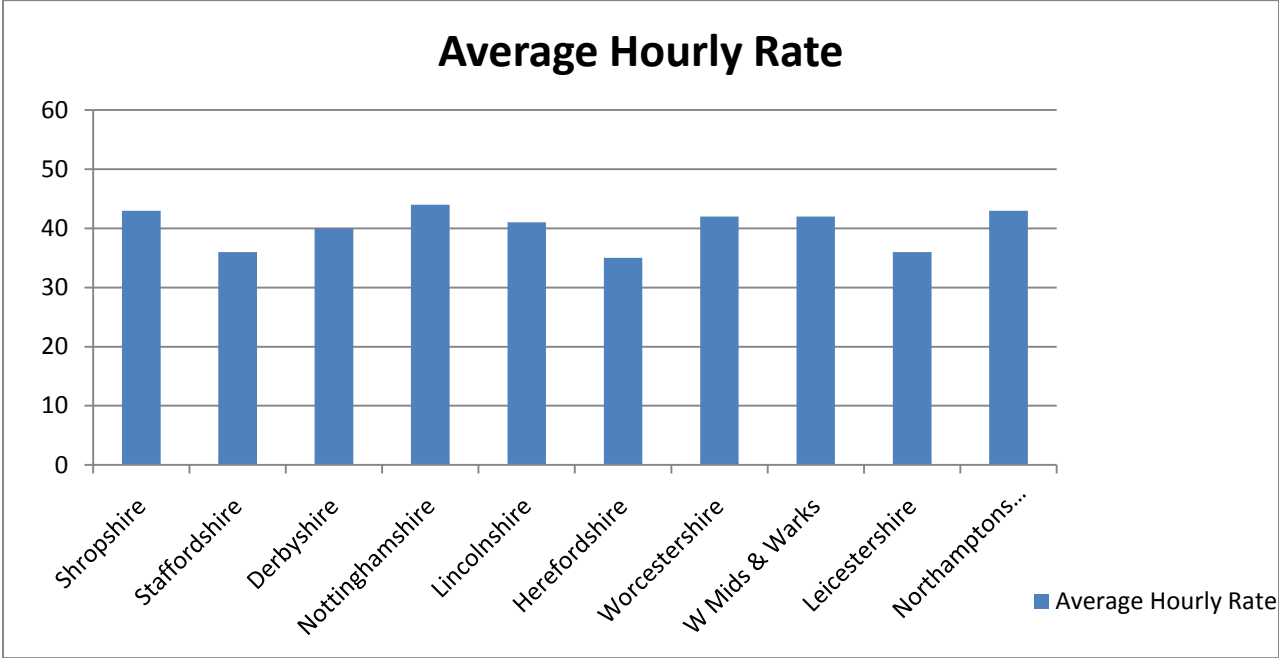
GARAGES PER PRICE BAND N ENGLAND



Midlands

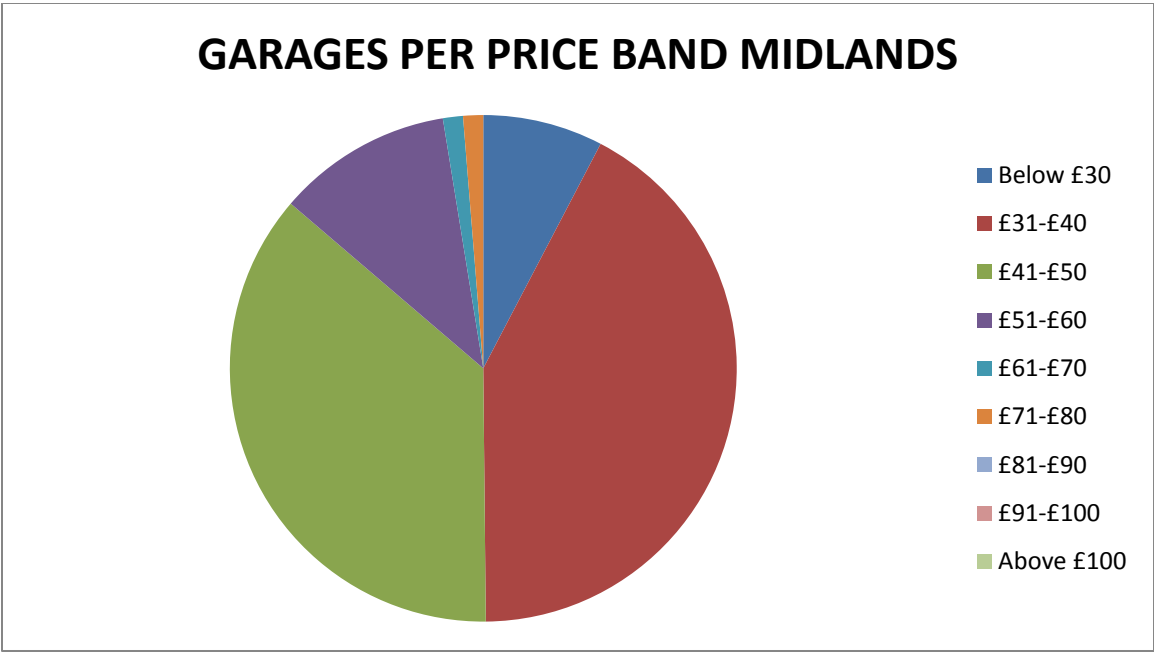
For the middle of the country a total of 313 garages were surveyed in 10 counties. Northants and Shropshire come out with the highest average rates of £43 and Herefordshire with the lowest at £35. The greatest number of garages (86) surveyed were in West Midlands and Warwickshire.

COUNTY	NUMBER OF GARAGES	AVERAGE HOURLY RATE
Shropshire	16	43
Staffordshire	24	36
Derbyshire	39	40
Nottinghamshire	27	44
Lincolnshire	30	41
Herefordshire	7	35
Worcestershire	17	42
West Midlands & Warwickshire	86	42
Leicestershire	36	36
Northamptonshire	31	43



There are more garages in the 31-40 band than any other and just like Northern England there are no garages in the bands above £81.

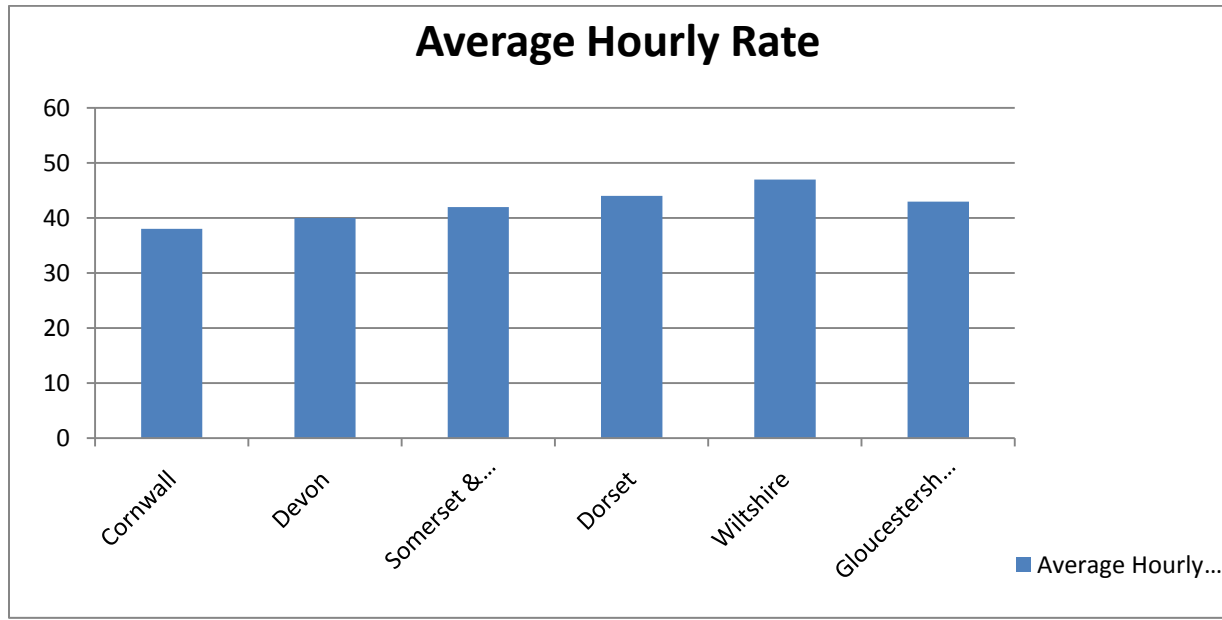
BAND (£)	NUMBER OF GARAGES
Below 30	24
31-40	132
41-50	114
51-60	35
61-70	4
71-80	4
81-90	0
91-100	0
Above 100	0



South West

In the 6 counties of the south west corner of the country, a total of 266 garages were interviewed. The highest average rate is in Wiltshire (£47) and the lowest in Cornwall (£38). Although there was a relatively high number of garages in each county, the highest in the sample was in Somerset & Avon with 77.

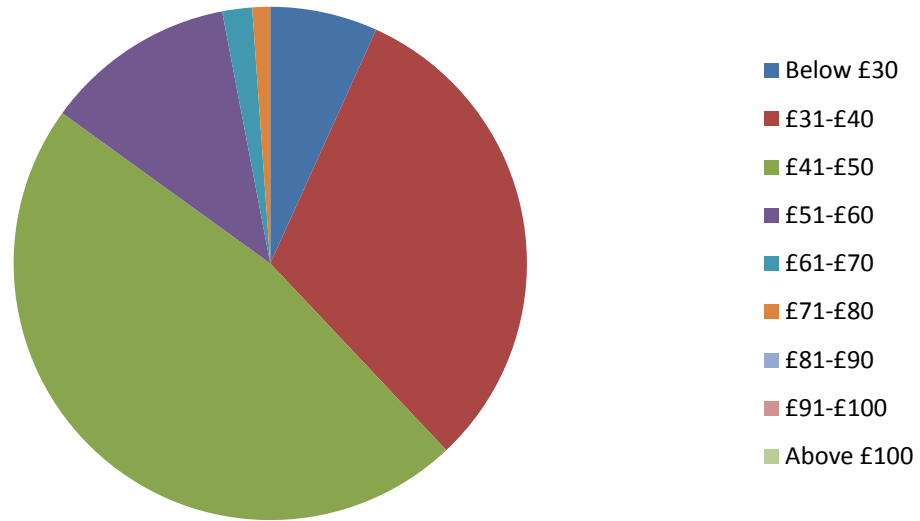
COUNTY	NUMBER OF GARAGES	AVERAGE HOURLY RATE
Cornwall	27	38
Devon	51	40
Somerset & Avon	68	42
Dorset	40	44
Wiltshire	47	47
Gloucestershire	33	43



Garages in the south west have a slightly higher average hourly rate with the highest number concentrated one band higher than the Midlands in the 41-50 range. Again, there are no garages in any of the bands above £81.

BAND (£)	NUMBER OF GARAGES
Below 30	18
31-40	83
41-50	125
51-60	32
61-70	5
71-80	3
81-90	0
91-100	0
Above 100	0

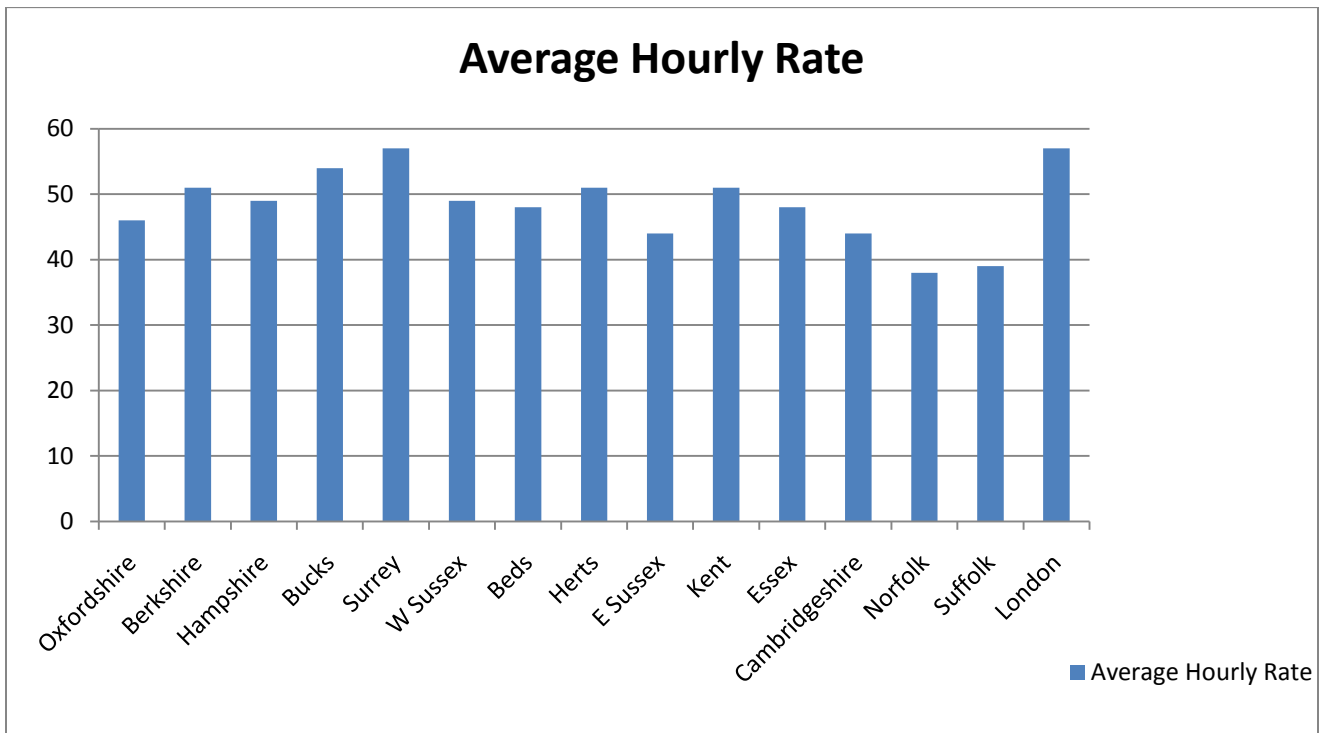
GARAGES PER PRICE BAND SOUTH WEST ENGLAND



South and East

The largest area in the country had a total of 1033 garages surveyed in 15 counties, with the highest average rate of £57 in London and Surrey and the lowest in Norfolk of £38. London and Surrey also had the highest concentration of garages questioned with 168 and 118 respectively.

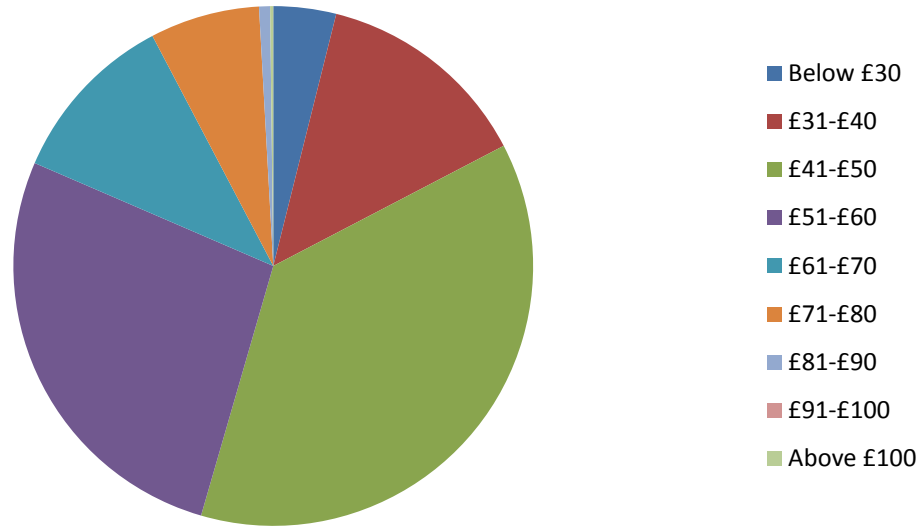
COUNTY	NUMBER OF GARAGES	AVERAGE HOURLY RATE
Oxfordshire	44	46
Berkshire	52	51
Hampshire	88	49
Bucks	55	54
Surrey	118	57
W Sussex	46	49
Beds	20	48
Herts	78	51
E Sussex	30	44
Kent	77	51
Essex	91	48
Cambridgeshire	55	44
Norfolk	55	38
Suffolk	56	39
London & Middlesex	167	57



As expected the south and east of England comes with the highest average rate. The highest concentration of garages are seen to be in the 41- 50 and 51-60 ranges with 381 and 277 respectively.

BAND (£)	NUMBER OF GARAGES
Below 30	40
31-40	138
41-50	381
51-60	277
61-70	111
71-80	70
81-90	7
91-100	0
Above 100	2

GARAGES PER PRICE BAND SOUTH AND EAST ENGLAND



Conclusion

The overwhelming conclusion of this report is that the Independent garage sector is providing an outstanding value for money service for the consumer. From more than 2000 garages interviewed only 2 were charging more than £90 per hour with the vast majority charging less than £50 per hour.

The 5 lowest value counties with more than 5 garages questioned were as follows:

Carmarthenshire	£34
Herefordshire	£35
Staffordshire	£36
Leicestershire	£36
Cumbria	£37

The 6 highest areas were:

London	£57
Surrey	£57
Bucks	£54
Berkshire	£51
Herts	£51
Kent	£51

With all but these 6 counties averaging at less than £50 per hour and coupled with the RMI guarantee of quality, consumers continue to be given a first rate, value for money choice by the Independent garage sector.